

600282.SH

600282.SH



29.56%

60%

<http://www.sse.com.cn>





4

10%

1

6

6

5


5

3

3



---

---


---

A

12

---

3.94 /

2

1

6

2

30

3.86 /

30

3.94 /

3.94 /

6

30

3.94 /

9,934,725,472.38



30

30

<http://www.sse.com.cn/>

---

1

17

2

3

---

..... 1

..... 2

..... 5

..... 10

..... 11

..... 12

..... 14

..... 25

..... 27

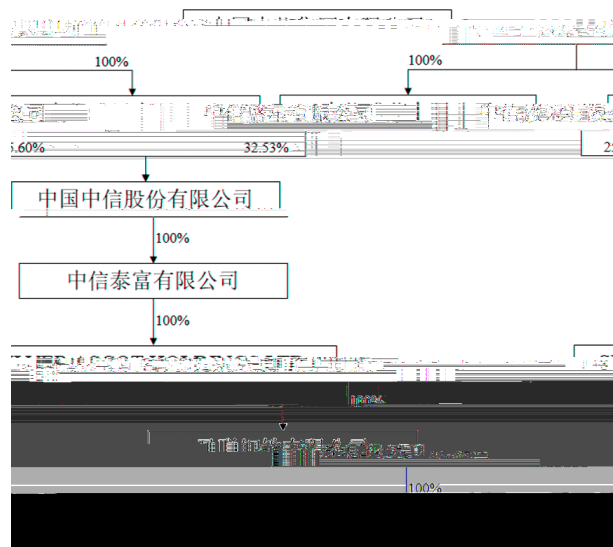
..... 29

---


---

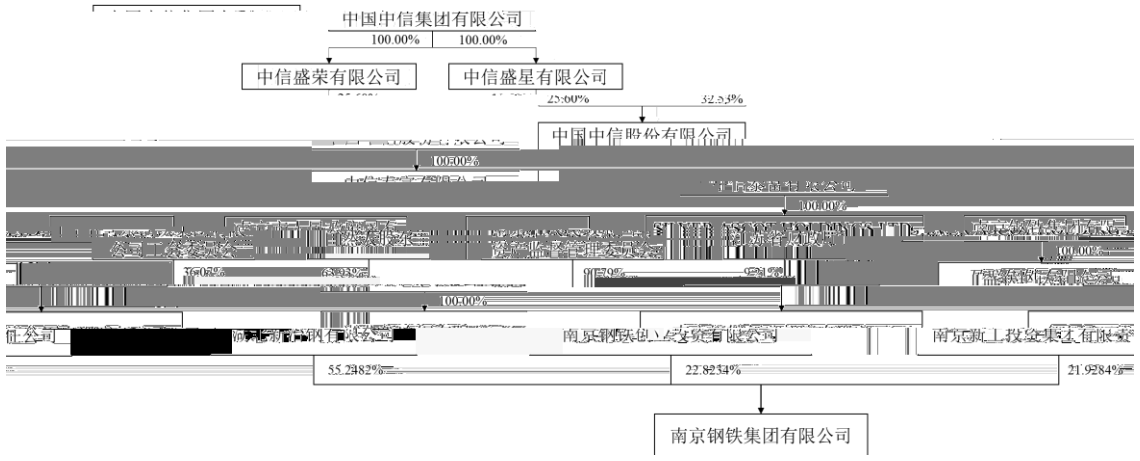
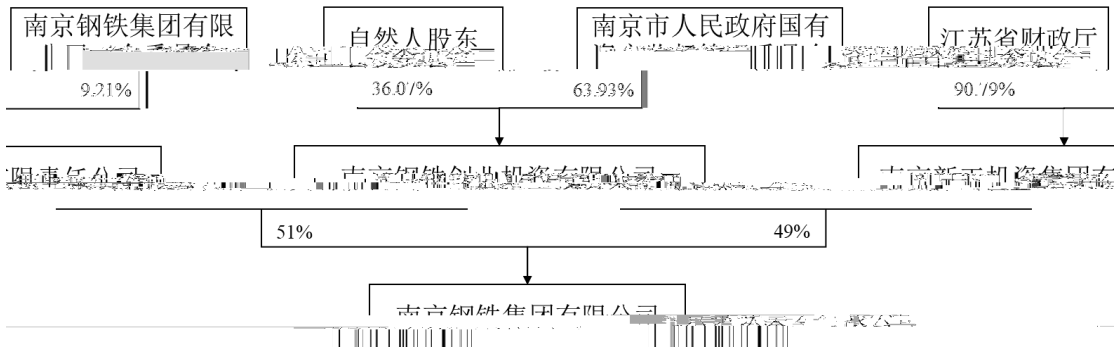

	91420000757045833Q
	33,983
	1985 10 3
	316
	316
	435001
	1985 10 3 2054 10 3
	100%
	0714-6297888

	210035
	1993 12 3 2043 12 3
	51.00% 49.00%
	025-57047814



---

--	--



51%

---

	91320116751253842L
	16,978.7274
	2003 6 18
	210035
	2003 6 18 2050 6 17
	36.07%



---

59.10%

		<b>2021/12/31</b>	<b>2020/12/31</b>
		610,162.57	616,500.09
		24,273.53	75,673.72
		585,889.04	540,826.37
		585,889.04	540,826.37
		3.98%	12.27%
	<b>2022</b>	<b>2021</b>	<b>2020</b>
		311,594.78	313,683.21
		45,769.96	40,148.01
		44,794.36	39,054.97
		44,794.36	39,054.97

2020-2022

---

**2021/12/31**

**2020/12/31**

**2019/12/31**

---

	<b>2021</b>	<b>2020</b>	<b>2019</b>

2019-2021


---


3				
4		601608.SH	67.27%	
5		000099.SZ	38.63%	30.18% 8.45%
6		300788.SZ	73.50%	62.70% 10.80%
7		01205.HK	59.50%	Keentech Group Ltd. 49.57% 9.55% Fortune Class Investments Limited 0.38%
8		01883.HK	57.61%	Richtone Enterprises Inc. 3.65% Ease Action Investments Corp. 33.60% Silver Log Holdings Ltd. 16.54% 3.83%
9		000708.SZ	83.85%	4.26% 4.53% 75.05%
10		000998.SZ	18.96%	0.82% 16.54% 1.60%
11		00688.HK	10.01%	
12		00500.HK	25.91%	Easy Flow Investments Limited

15		02799.HK	26.46%	

5%

5%

5%

	4,893,479.66	65.37% Fortune Class Investments Limited 0.02% Metal Link Limited 0.58%
	1,482,054.68	15.52% 2.93%
	1,127,600.00	82.26% 17.74%
	250,000.00	5.00%
	236,000.00	50.00%

5%

---

2023 4 2

135.8

55.2482%

60%

100%

59.10%

A

1

2

3

4

---

29.56%

60%

12

12



8

0755-23835888

20

3

22-31

010-59572288

18.45%





1

2

3

4

5

1

2

3

3

3

4

---

---

---

---