

600282

NanJingIron&SteelCo.,Ltd.

2018



2018 12 31

4,422,316,657

.

.....	4
.....	6
.....	9
□ 863 81	15
.....	35

JIT		Just In Time
		http://www.sse.com.cn/
/ /		/ /

	Nanjing Iron&Steel Co.,Ltd.

	025-57072073	025-57072083
	025-57072064	025-57072064
	nggf@600282.net	nggf@600282.net

	210035
	210035
	www.600282.net
	webmaster@600282.net

	http://www.sse.com.cn/

A			600282	/

			106	B	14	20
			18	7		
		2017	9	26	2018	12

()

	2018	2017	%	2016
	43,646,788,888.30	37,600,664,145.81	16.08	24,173,859,122.53
	4,008,192,215.36	3,200,349,431.10	25.24	353,735,196.04
	3,947,172,833.45	3,074,183,971.14	28.40	147,944,593.04
	4,938,472,682.58	2,361,266,275.26	109.15	3,243,598,678.83
	2018	2017	%	2016
	15,378,951,063.71	11,575,266,229.42	32.86	6,762,720,600.18
	41,194,585,952.13	37,735,444,348.85	9.17	34,301,645,524.43

fl Ł

	2018	2017	%	2016
	0.9078	0.7856	15.56	0.0893
	0.9078	0.7841	15.78	0.0893

	10,368,911,313.49	11,253,421,206.37	12,019,166,947.44	10,005,289,421.00
	1,007,878,177			

1,000

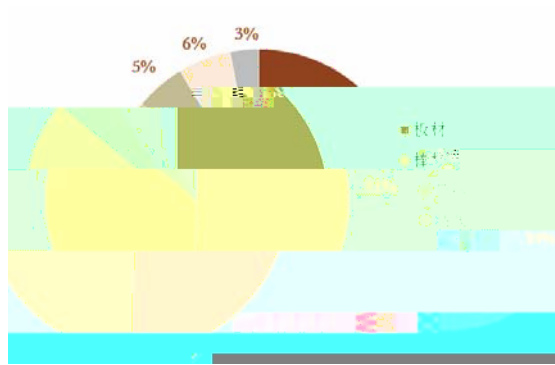
940

900

480

Ni

460



2018

1,000

+

834429

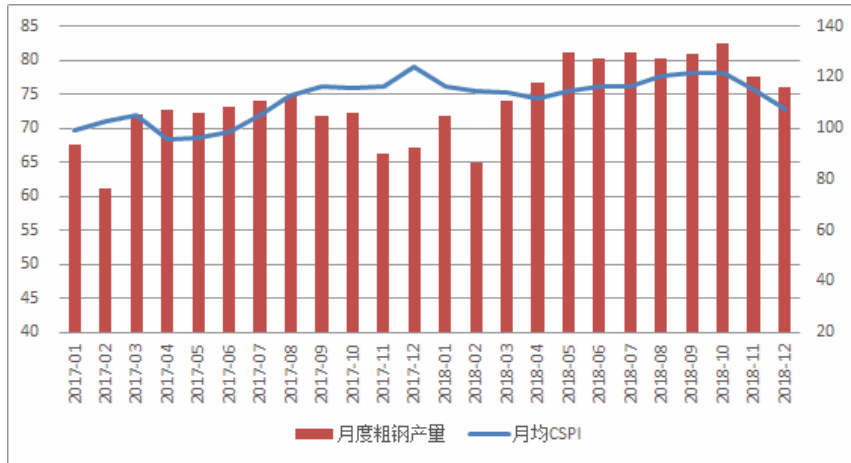
872438 2

+

www.gangbao365.cn

1					
1					
	IMF	2018		3.7%	3.9%
2					
2018		90		6.6%	
		5.9%	2017	1.3	
3.8%		2017	15.2		
			12.9%	7.1%	
		9%			59.7%
		6.2%			“ ”
2					
		2018		18.09	4.6%
3					

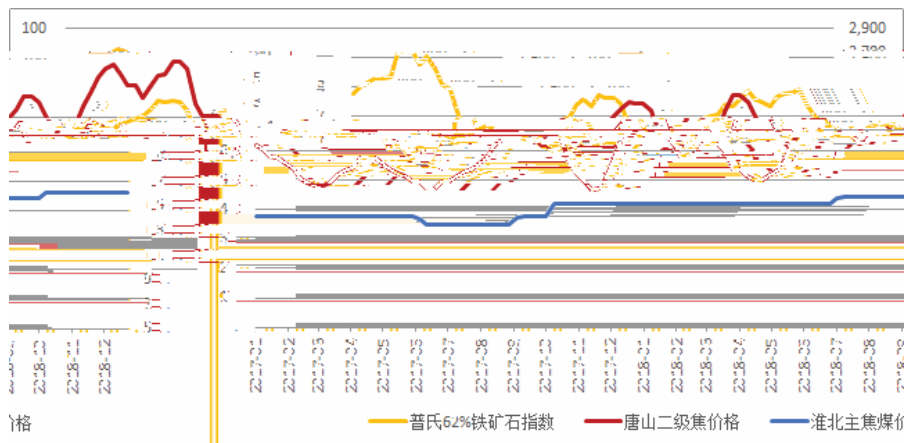
463.86



2017-2018

CSPI

wind



62%

wind


mysteel

2018 4 25

2,391,277.07 286,071.45 2018
170,734.46 11,472.65

2018 12 31
5.97%

245,722.02



2018

4

6

Saipem Total
NSK

●				
2018	436.47	16.08%		
40.08	25.24%	0.91	15.56%	

	908.81	1.21%	1,005.01	
2.04%	917.15	4.43%	436.47	16.08%
	40.08	25.24%		

1
2018

1#

1,000

1,000				
917.15	38.93	918.85	45.36	
100.19%				

9Ni

VOC

- X80
7


90%

60%

4,086.56 /

13.49%

25.41%



2018

3

0.6

52.8%

555.3kgce
484kWh

16.7kgce
3kWh

24.70
1.95

2020 10

4

C2M

	98.73	50.73%	2018	JIT+C2M
			+	
5				
2018	47	2	8	
		11	2018	4
		863		4
				/
	University of Leicester		-	
			MPI	TWI
		110		
	65	78		143
2018	101	33		
6				
			47	
	MES			
2018				4

10	411.99%	100%
11	332.77%	
12	282.99%	
13	61.52%	
14	63.46%	
15	443.98%	
16	39.41%	
17		109.15%
18		186,399
19		101,238
20	30.30%	

fpa" □□

			%	%	%	%
	31,986,061,066.76	25,043,615,092.50	21.70	15.21	10.00	3.71
	20,472,881,841.88	16,063,917,879.11	21.54	13.65	9.03	3.33
	3,540,655,298.05	2,854,794,463.64	19.37	-10.38	-12.30	1.77
	4,311,427,220.11	3,315,086,886.38	23.11	17.75	9.80	5.57
	3,661,096,706.72	2,809,815,863.37	23.25	71.17	59.64	5.54
	1,049,931,164.19	834,889,659.89	20.48	33.38	29.83	2.17
	2,331,164,474.04	1,749,457,963.69	24.95	79.43	62.99	7.57
	334,478,040.67	249,672,617.81	25.35	33.77	20.29	8.37
	196,515,593.62	153,745,807.99	21.76	64.15	56.15	4.01
	132,956,229.95	106,858,499.09	19.63	3.01	-1.00	3.26
	1,518,402,773.81	1,173,382,026.36	22.72	73.33	63.56	4.62
	37,549,509,343.04	29,311,621,667.33	21.94	20.25	14.43	3.97

f&L"

				%	%	%
	463.86	461.63	19.37	3.39	2.92	13.03
	324.96	328.99	7.78	0.57	3.50	-34.11
	51.35	51.30	0.88	29.78	29.27	7.17
	49.04	49.30	0.50	8.85	9.87	-34.27
	27.93	27.64	2.19	27.94	22.58	15.35
	917.15	918.85	30.72	4.43	5.19	-5.23

100.19%

fl Ł

			%		%	%
		17,368,048,092.81	49.81	15,226,641,017.50	48.41	14.06
		8,717,839,101.90	25.00	7,718,670,281.79	24.54	12.94

	.	50,185,726.33	0.14	39,525,920.62	0.13	26.97
	.	37,823,046.86	0.11	36,276,455.63	0.12	426

%	3.52
	797
%	7.54
%	#

)"

2018

fi Ł

fi Ł

%

		%		%	%
	3,067,338,382.07	7.45	2,748,016,338.59	7.28	11.62
	172,096,879.41	0.42			

	76,000,000.00	0.18	718,762,000.00	1.90	-89.43
	1,349,000.00	0.00			
	71,574,795.04	0.17	71,389,420.76	0.19	0.26
	205,787,508.83	0.50	217,876,642.30	0.58	-5.55
	15,826,626.48	0.04			
	4,422,316,657.00	10.74	4,408,977,457.00	11.68	0.30
	1,848,580,202.50	4.49	1,791,095,215.46	4.75	3.21
	16,840,501.20	0.04	70,217,924.36	0.19	-76.02
	8,573,307.50	0.02	10,078,579.60	0.03	-14.94
	1,026,865,844.49	2.49	691,656,263.83	1.83	48.46
	8,055,774,551.02	19.56	4,603,240,789.17	12.20	75.00
	4,431,066,143.05	10.76	3,982,531,489.65	10.55	11.26
	41,194,585,952.13	100.00	37,735,444,348.85	100.00	9.17

- 1 50.75%
- 2 86.52%
- 3 83.42%
- 4 602.48%
- 5 100%
- 6 67.67%
- 7 46.44%
- 8 48.22%
- 9 211.83%
- 10 69.00% 11
- 11 69.89% 11
- 12 89.43%
- 13 76.02%
- 14 48.46%
- 15 75.00%

&

fl Ł

2018

%

												%	
		9,171,475.76	8,782,244.64	9,188,533.76	8,734,933.92	3,754,950.94	3,122,562.54	2,931,162.17	2,561,566.66	21.94	17.97		

&



fC0EÀINStPpQX DQVMIÖF+UGUGhAÖÈ

	33.51%				8.49%
		42%	2019	2020	
2.75	4.11				2019
		1.07	1.59		2020

f&l

fl Ł

			50,000,000.00	75,632,763.24	62,656,218.21	5,625,598.76
			30,000,000.00	82,387,938.50	35,658,040.80	2,332,381.90
			10,000,000.00	397,897.08	-22,346,539.05	-756,245.81
			10,000,000.00	11,058,989.88	11,058,989.88	-1,583.67

2

1

2

3

2 2019

1	965	1,060	950
2	469		
3	19.37		11.37
4		100%	
5			

1
2019

1[#]

1,060

2

3

1
3

2

3

4

1
3 2020

2

fi L

...

...

...

...

.

()

1


2018 12 19 2018

2018-2020

()

()

.



()

()

2018 6 15
2018 15

2018

2018 12 4

2018-094

	170
	2

		60

fi Ł

fi Ł

1 □ □ □ □ □ □ □

<p>2015 2.29 36 2015 86,320,000 A 2018 12 7</p>	<p>2014 12 26 2014-062 2015 12 9 2015-068 2018 12 3 2018-090</p>
<p>2017 40 3.40 / 2017 4 14 36 1 24 3.40 / 3.35 / 13,339,200 35</p>	<p>2017 3 29 2017 4 15 2017 6 10 2017 2017-051 2017 2017-065 2018 3 27 2018 4 10 2018 5 8 2018 7 5 2017 2018-019 2017 2018-025 2017 2018-036 2018 7 5 2018 10 10 2019 1 4 2017 2018 2017 2018-040 2018 2017 2018-068 2018 2017 2018 2019-001</p>
<p>2018 3,178 70 2018 11 22 36 2018 3.87 / 12 2018</p>	<p>2018 11 6 2018 11 23 2018 12 21 2018 2018-089 2018 2018-103</p>

fl £

.
..
..
.
..
.
.
..
.
..

()

%

.
..


&

2

					#	36,563,154.75	0.10	
					#	11,372,182.70	0.03	
					#	500,882,875.44	1.44	
						279,636.65	0.00	
					#	11,300,057.19	0.03	
					#	15,219,721.80	0.04	
						4,272,990.76	0.01	
						389,562.49	0.00	

3

--	--	--	--	--	--	--	--	--



		200,000,000	0	200,000,000			
		200,000,000		200,000,000	0		



fi Ł

%

&

fi Ł

[Greyed out header row]													
[Greyed out]	[Greyed out]	[Greyed out]	[Greyed out]	[Greyed out]	[Greyed out]	[Greyed out]	[Greyed out]	[Greyed out]	[Greyed out]	[Greyed out]	[Greyed out]	[Greyed out]	[Greyed out]

5,500,000 2017/12/21 2017/12/21

	177,000,000.00
A	57,000,000.00
	8,516,888,152.37
B	2,581,983,859.76
A+B	2,638,983,859.76
%	17.16
C	
D 70%	2,269,198,804.45
E 50%	
C+D+E	2,269,198,804.45

fl Ł

%

flŁ

		6,000,000,000.00	1,000,000,000.00	-
		6,486,100,000.00	170,000,000.00	-
		200,000,000.00	-	-

%\$

% ", *

f' L

.. ..

&"

.

f%L

.. ..

.

.. ..

f&L

.. ..

.

.. ..

f' L

.. ..

"

.

.. ..

f L

2019 00079

fl Ł

%

2018-2020

2018-2020

2,500

800

1,500

300

&

2018

2018

1,278.15

2,000

6

733

449.15


	1,278.15

2"	733.00
1"	96.00
1" 1	96.00
2"	733.00
2" 1	
2" 2	733.00
3"	449.15
3" 1	#
3" 2	449.15

("

2019

fi Ł



f&L

180

500

f' L

2018

		2018 8	2018 2
		2018 14	2018 2
		2018 16	2018 3
		2018 24	2018 4
		2018037	2018 4

--	--	--

f) L

<http://218.94.78.61:8080/newpub/web/home.htm>

i

.

(

(

	2018		2018	
/	0.9091	0.9078	0.1293	0.1293
/	3.0445	3.0449	3.0449	3.0449

4z408z977z457

4z422z316z657

(

()



		134,000,000	134,000,000	0	0			2018-09-26
	1	45,000,000	45,000,000	0	0			2018-09-26


	+30,544,985	30,544,985	0.69	0		0	
500	+18,694,200	28,021,579	0.63	0		0	
				1,795,351,958			1,795,351,958
				134,000,000			134,000,000
				121,167,491			121,167,491
2015				86,320,000			86,320,000
				61,802,867			61,802,867
				45,000,000			45,000,000
				43,000,000			43,000,000
				40,000,000			40,000,000
				30,544,985			30,544,985
500				28,021,579			28,021,579
				2015			

()

10

()

%



(

.

)

()

.

.
. . .
. . .
. . .
. . .

2018

			54	2017-04-25	2020-12-24	0	640,000	+640,000	.	100	.
				1999-03-16	2020-12-24						
1.	.	.	53	2017-05-12	2020-12-24	0	180,000	+180,000	.	95	.
	.	.	50	2019-3-11	2020-12-24	0			.		.

1964	6	LianlianPayInc.	CFO
1957	9	002040.SZ	300260.SZ 601688.SH
1965	8	601990.SH 002506.SZ	‡

2018

1966 10

1969 5

1964 10

...

()

		450	0	180	180	3.35	270	3.42
		380	0	152	152	3.35	228	3.42
		215	0	86	86	3.35	129	3.42
		160	0	64	64	3.35	96	3.42
		160	0	64	61.8	3.35	98.2	3.42
		160	0	64	0	3.35	160	3.42
		160	0	64	0	3.35	160	3.42
		160	0	64	64	3.35	96	3.42
		130	0	52	52	3.35	78	3.42
		160	0	64	64	3.35	96	3.42
		60	0	24	18	3.35	42	3.42
		100	0	40	0	3.35	100	3.42

100

()

			2013-12	
			2014-02	
			2014-08	
			2014-10	
			2014-10	
			2014-12	
			2015-02	
			2015-04	
			2015-06	
			2015-10	
			2015-10	
			2015-11	
			2016-03	
			2016-03	
			2016-05	
			2016-12	
			2017-02	
			2017-02	
			2017-03	

.	.	.	2013-07	
.	.	.	2013-07	
.	.	.	2013-12	
.	.	.	2015-06	
.	.	.	2015-07	
.	.	.	2015-12	.
.	.	.	2015-12	
.	.	.	2016-03	
.	.	.	2016-03	
.	.	.	2017-06	
.	.	.	2017-09	
.	.	.	2018-05	
.	.	.	2018-11	
.	.	.	2014-11	2018-11
.	.	.	2014-11	2018-04
.	.	.	2016-03	

.	.	.	2016-11	
.	.	.	2014-10	
.	.	.	2015-02	
.	.	.	2015-06	
.	.	.	2017-03	
.	.	.	2018-01	
.	.	.	2015-12	
.	.	.	2015-12	
.	.	.	2016-03	
.	.	.	2016-10	
.	.	.	2016-12	
.	.	.	2013-08	
.	.	.	2015-01	
.	.	.	2015-01	
.	.	.	2015-08	
.	.	.	2016-03	
.	.	.	2016-10	
.	.	.	2017-09	
.	.	.	2018-09	
.	.	.	2015-12	
.	.	.	2016-11	
.	.	.	2017-06	
.	.	.	2018-11	
.	.	.	2016-10	
.	.	.	2016-12	
.	.	.	2017-07	
.	.	.	2017-11	
.	.	.	2018-12	
.	.	.	2014-05	
.	.	.	2017-04	
.	.	.	2018-01	
.	.	.	2018-08	
.	.	.	2015-12	
.	.	.	2016-03	
.	.	.	2016-11	
.	.	.	2016-12	
.	.	.	2017-01	
.	.	.	2017-06	
.	.	.	2018-11	

	1,075

()

	4,651
	5,921
	10,572
	87

()

2018
70

2018

()

2018 SG2HT6LÖ; 17A

894

#


2018

e

2018-2020

2017	2018-04-18		2018-04-19
2018	2018-09-05		2018-09-06
2018	2018-11-22		2018-11-23
2018	2018-12-19		2018-12-20

()



	13
	0
	7
	6

()

()

9

4

1

2018

2018

2018

						%		
2011	11	122067	2011-05-06	2018-05-06	0	5" 8		

.. ..
11
7 11

2018 5

.. ..
.. ..

2018 4 13

2011

2019 00117

2018 12

31

2018

2018 12 31

2018

12 6

1

12

6 2018 12 31

2

ff1E

2018 12 31

--	--	--	--

	51	8,055,774,551.02	4,603,240,789.17
		15,378,951,063.71	11,575,266,229.42
		4,431,066,143.05	3,982,531,489.65
		19,810,017,206.76	15,557,797,719.07
		41,194,585,952.13	37,735,444,348.85

2018 12 31

--	--	--	--

		187,804,903.41	523,490,121.59
		15,774,865,942.66	15,007,816,425.44
		29,938,251,025.46	28,990,679,510.88
		1,478,000,000.00	1,103,900,000.00
		21,656,100.00	
		9,076,825,392.64	10,053,823,477.94
		5,611,598,331.94	4,760,239,076.53
		372,718,497.92	293,070,984.68
		426,390,849.65	78,109,637.55
		280,266,247.26	414,405,583.35
		38,077,706.70	148,905,784.17
		2,000,000.00	2,862,390,265.37
		481,153,775.35	410,497,897.32
		17,750,609,194.76	19,976,436,922.74
		38,000,000.00	
		133,851,210.97	131,741,644.45
		171,851,210.97	131,741,644.45
		17,922,460,405.73	20,108,178,567.19
		4,422,316,657.00	4,408,977,457.00
		3,442,786,423.12	3,400,996,150.86
		30,565,590.00	84,052,320.00

2018 1 12

		43,646,788,888.30	37,600,664,145.81
	52	43,646,788,888.30	37,600,664,145.81
		37,960,827,868.33	34,189,125,720.52
	52	34,868,638,855.39	31,456,149,707.44
	53	402,912,272.10	276,534,975.31
	54	561,377,476.33	507,643,671.59
	55	979,964,879.45	779,778,916.95
	56	446,113,982.99	250,943,735.16
	57	391,122,984.01	549,030,289.62
		421,386,515.02	606,121,517.64
		64,284,921.37	90,035,090.58
	58	310,697,418.06	369,044,424.45
	59	189,045,108.48	160,297,437.38
	60	350,333,622.92	68,425,605.99
		77,103,207.90	! 64z584z956" 53
	61	! 82z075z255" 81	35,260,684.43
	62	9,694,578.08	
		! 114z772z778" 47	62,720,484.45
		6,038,186,295.17	3,738,242,637.54
	63	6,589,205.64	8,356,039.51
	64	134,788,303.58	130,994,954.31
		5,909,987,197.23	3,615,603,722.74
	65	1,169,096,260.21	214,915,977.44
		4,740,890,937.02	3,400,687,745.30
1"		4,740,890,937.02	3,400,687,745.30
2"			
1"		4,008,192,215.36	3,200,349,431.10
2"		732,698,721.66	200,338,314.20
	48	! 53z377z423" 16	! 10z862z640" 86

		!53ž377ž423" 16'	!10ž862ž640" 86'
--	--	------------------	------------------

	· ·	3,352,095,806.63	2,699,240,598.88
	· ·	3,352,095,806.63	2,699,240,598.88
	· ·	.	.
	· ·	! 53ž486ž730" 00	! 4ž931ž982" 00
	· ·	.	.
1"	· ·	.	.
2"	· ·	.	.
	· ·	! 53ž486ž730" 00	! 4ž931ž982" 00

%

f1

Ł

[1999]23

("

1

2

3

4

+"

8

8

,"

-"

2

.

%

B
2

A

B

3

%%

f%

	100 f 100 E

f%

A

	f%	f%
1 1	6	6
1		
1 2	10	10
2 3	30	30
3		
3 4	50	50
4 5	80	80
5	100	100

f L"

%"

- 1
- 2
- 3

4

% "

%"

. . .

1

f1 L"

%"

A
B
C

D

E

&&"

&"

&"

f1&L"

f1&L"

ff L"

&"

. . .

&"

. . .

1

'\$' /

1

' &

13

... "

ffl."

90%
10%

15%

15%

	172,096,879.41	236,240,088.56

(

fi&L"

	5,595,253,891.07	4,668,171,059.93
	732,520,600.16	637,915,086.34
	6,327,774,491.23	5,306,086,146.27

fi&L"

	5,279,238,750.08	4,534,279,784.33
	316,015,140.99	133,891,275.60
	5,595,253,891.07	4,668,171,059.93

ž

fi L"

	4,032,978,871.16
	4,032,978,871.16

fi(L"

			%	
1	7,811,416.34	4,686,849.81	60.00	
2	6,257,098.94	3,754,259.36	60.00	
	14,068,515.28	8,441,109.17	/	#

			%
1			
1			
1	599,319,344.61	35,959,160.67	6.00
1 2	13,530,649.80	1,353,064.98	10.00
2 3	639,192.27	191,757.68	30.00
3			
3 4	6,949,103.31	3,474,551.66	50.00
4 5			
5	517,575.28	517,575.28	100.00
	620,955,865.27	41,496,110.27	6.68

fi&L"

11,189,006.67

0

fi L"

f(L"

55.76%

436,274,030.29

26,176,441.82

f) L"

f*L"

)

f%L"

		f%L		f%L
1	342,100,490.93	96.93	225,536,712.08	96.33
1 2	5,299,939.67	1.50	4,076,748.09	1.74
2 3	2,163,179.86	0.61	1,523,628.35	0.65
3	3,375,947.18	0.96	2,992,427.44	1.28
	352,939,557.64	100.00	234,129,515.96	100.00

1

f&L"

27.36%

96,559,586.31

*

f%L"

	72,903,808.94	39,087,196.78
	72,903,808.94	39,087,196.78

f&L"

f' L"

f(L"

f) L"

1

f*L"

		f%L		f%L			f%L		f%L	
	19,847,500.01	18.91	19,847,500.01	100.00	-	19,847,500.01	28.44	19,847,500.01	100.00	
	85,132,463.03	81.09	12,228,654.09	14.36	72,903,808.94	49,929,620.07	71.56	10,842,423.29	21.72	39,087,196.78
	51,832,354.59	49.37	12,228,654.09	23.59	39,603,700.50	40,997,748.18	58.76	10,842,423.29	26.45	30,155,324.89
	33,300,108.44	31.72			33,300,108.44	8,931,871.89	12.80			8,931,871.89
	104,979,963.04	100.00	32,076,154.10	30.55	72,903,808.94	69,777,120.08	100.00	30,689,923.30	43.98	39,087,196.78

			%	
1	19,847,500.01	19,847,500.01	100.00	
	19,847,500.01	19,847,500.01	#	#

				%
1				
1				
1	26,412,970.62	1,584,778.25		6.00
1 2	14,384,292.19	1,438,429.22		10.00
2 3	1,027,869.32	308,360.80		30.00
3				
3 4	1,748,913.29	874,456.65		50.00
4 5	1,178,400.00	942,720.00		80.00
5	7,079,909.17	7,079,909.17		100.00
	51,832,354.59	12,228,654.09		23.59

ft+L"

--	--	--	--

f, L"

725,985.71

0

f, L"

f%L"

f%L

	227,517,035.61		227,517,035.61	252,232,646.79		252,232,646.79
	949,011,631.21	86,787,068.43	862,224,562.78	1,064,343,101.50	60,768,296.92	1,003,574,804.58
	5,021,432,395.34	225,049,380.97	4,796,383,014.37	4,282,942,627.66	131,110,065.55	4,151,832,562.11

fi&L"

	28,700,012.40	11,514,530.72	679,195.17	13,654,356.18		27,239,382.11
	28,911,888.49	87,120,441.67		28,911,888.49		87,120,441.67
	12,729,867.74	48,100,915.88		36,928,294.86		23,902,488.76
	60,768,296.92	85,285,949.55	2,503,174.65	61,770,352.69		86,787,068.43
	131,110,065.55	232,021,837.82	3,182,369.82			

	226,174,870.77	201,862,046.91
	34,837,122.43	57,594,292.48
	540,801.44	
	19,601,606.02	1,246,512.72
	1,170,000,000.00	1,005,500,000.00
	16,484,156.13	11,318,287.17
	1,467,638,556.79	1,277,521,139.28

%

f%L"

	470,618,220.00	25,286,529.00	445,331,691.00	268,075,510.00	25,286,529.00	242,788,981.00
	62,754,120.00		62,754,120.00	134,069,760.00		134,069,760.00
	407,864,100.00	25,286,529.00	382,577,571.00	134,005,750.00	25,286,529.00	108,719,221.00
	470,618,220.00	25,286,529.00	445,331,691.00	268,075,510.00	25,286,529.00	242,788,981.00

f%L"

	22,000,000.00			22,000,000.00
	62,754,120.00			62,754,120.00
	40,754,120.00			40,754,120.00

--	--	--	--

f%L"

	2,500,000.00			2,500,000.00				25.00	
	2,500,000.00			2,500,000.00				25.00	
		50,000,000.00		50,000,000.00				4.00	
		44,758,350.00		44,758,350.00				10.48	
		177,100,000.00		177,100,000.00				13.87	
		2,000,000.00		2,000,000.00				10.00	
	134,005,750.00	273,858,350.00		407,864,100.00	25,286,529.00		25,286,529.00	/	

	261,144,771.51	261,144,771.51	-	261,144,771.51	261,144,771.51	6%
	2,340,322.00		2,340,322.00			7.2%
	263,485,093.51	261,144,771.51	2,340,322.00	261,144,771.51	261,144,771.51	/

5 5

f&L"

f' £"

2018

%



2018

1 2018 6

100" 00

51" 00%

%)

%)

f&l"

	19,874,669,840.55	20,633,917,985.26
	!	!
	19,874,669,840.55	20,633,917,985.26

f&l"

1"	12,517,520,581.62	23,660,246,348.47	289,023,681.38	609,876,500.99	37,076,667,112.46
2"	109,711,554.17	1,088,954,332.77	23,667,048.38	27,476,077.85	1,249,809,013.17
1	7,748,533.79	30,304,697			

1"					
2"		66,760,587.86			66,760,587.86
1		66,760,587.86			66,760,587.86
3"					
1					
4"		66,760,587.86			66,760,587.86
1"	8,445,937,264.55	11,202,563,125.11	104,566,074.36	121,603,376.53	19,874,669,840.55
2"	8,780,652,808.18	11,602,470,405.52	116,706,204.09	134,088,567.47	20,633,917,985.26

f) L"

f(L"

f) L"

	225,704,698.44
	31,970,580.17

	1,204,818,693.84	718,584,448.90
	1,204,818,693.84	718,584,448.90

11'

.

1.	9,500,000.00	12,683,141.76	617,029.68	13,310,171.44		-	140.11	1,341,194.06	6172029'67	6.00
	9,800,000.00	8,360,214.27	551,801.78	8,912,016.05		-0.00	90.94	1,035,092.97	551,801.78	6.00
2.	7,000,000.00	6,999,892.71	-	6,999,892.71		-	100.00			
	14,100,000.00	1,094,321.85	1,463,584.31	2,557,906.16		-	100.00			
1.	355,000,000.00		279,485,055.95	-		279,485,055.95	78.73			
	315,000,000.00		126,154,696.08	-		126,154,696.08	40.05	60%		
	31,000,000.00	1352447'50	30,601,900.43	30,737,347.93		-	99.15			
	444,260,800		73,263,393.82	-		73,263,393.82	16.49	15%		Ž
		41324242125'31	920,800,131.08	655,729,668.42	4502076'92	678,044,511.05			122712971'36	6"00
	1,792,950,800	725,490,014.99	1,664,540,888.60	1,177,856,566.74	450,076.92	1,211,724,259.93	/	/	2,808,211.41	/

f(L"

f) L"

%

f/L"

f&L"

%

&&

f/L"

1"	965,566,972.12		43,812,579.62	70,100,000.00	1,079,479,551.74
2"		10,026,900.00	1,200,984.19		11,227,884.19
f1L					
f2L			1,200,984.19		1,200,984.19
f3L		10,026,900.00			10,026,900.00
			637,205.13		637,205.13
f1L			383,760.68		383,760.68
2			253,444.45		253,444.45
	965,566,972.12	10,026,900.00	44,376,358.68	70,100,000.00	1,090,070,230.80
1"	153,514,156.83		19,316,341.03	47,901,666.51	220,732,164.37

4"	168,705,974.67	752,017.50	23,681,153.55	51,406,666.47	244,545,812.19
1"					
2"					
1					
3"					
f1L					
4"					
1"	796,860,997.45	9,274,882.50	20,695,205.13	18,693,333.53	845,524,418.61
2"	812,052,815.29	0	24,496,238.59	22,198,333.49	858,747,387.37

3.07%

f1L"

--	--	--

#	21,656,100.00	5,414,025.00	6,805,794.05	1,701,448.51
	54,796,712.30	13,699,178.08	55,185,900.00	13,796,475.00
	1,014,006.00	253,501.50	23,241,600.00	5,810,400.00
	3,295,710,102.90	820,430,726.79	4,790,206,493.25	1,194,006,886.07

f&L"

	40,754,120.00	10,188,530.00	112,069,760.00	28,017,440.00
#	72,808,335.82	19,521,386.21	131,811,350.00	32,952,837.50
	465,054,609.01	121,714,339.78	539,026,662.94	134,756,665.74
	591,345,619.41	147,836,404.86		
	9,274,882.48	2,318,720.62		
	1,179,237,566.72	301,579,381.47	782,907,772.94	195,726,943.24

f L"

	285,752,754.99	534,677,971.80	195,726,943.24	998,279,942.83
	285,752,754.99	15,826,626.48	195,726,943.24	

f(L"

	23,242,234.68	19,892,086.63
	584,548,687.31	1,167,612,669.82
	607,790,921.99	1,187,504,756.45

f) L"

2018		266,291,576.01	
2019	177,949,657.55	76,015,817.88	
2020	395,778,033.09	805,708,140.57	
2021	1,701,780.51	19,088,968.01	
2022	2,367,548.33	508,167.35	
2023	6,751,667.83		
	584,548,687.31	1,167,612,669.82	#

8

8*

fi&L"

		81,703,743.50
	-	
	3,478,809,814.00	1,493,564,402.14
	97,045,372.15	1,253,719,906.08
Ž	571,400,000.00	100,000,000.00
Ž Ž	750,000,000.00	375,000,000.00
	4,897,255,186.15	3,303,988,051.72

fi&L"

	21,656,100.00	6,805,794.05

&

&

f&l"

	6,080,116,586.33	6,111,322,331.59
	4,067,006,262.30	4,044,169,773.21
	10,147,122,848.63	10,155,492,104.80

f&l"

--	--	--

fl(L" 1

1	10,256,410.26	
2	6,571,754.64	
3	5,034,013.61	
4	4,879,898.55	
5	3,880,900.64	
6	3,837,606.85	
7	3,303,816.00	
	37,764,400.55	#

' \$

fl(L"

	2,357,118,134.61	2,693,947,421.95
	2,357,118,134.61	2,693,947,421.95

fl(L" 1

fl L"

' %

fl(L"

	648,691,857.53	2,478,593,700.48	269,706.00	2,377,625,074.32	543,915.00	749,386,274.69
!		217,324,715.09		217,324,715.09		

	484,146,550.67	78,943,509.63
	17,635,315.62	8,579,295.35
	18,993,269.93	9,535,757.67
	13,888,472.03	13,731,233.75
	3,987,592.51	4,259,222.82
	2,571,482.49	2,772,302.33
	13,260,836.84	6,856,833.52
		4,853,171.64
	19,415,372.69	
	42,978.69	92,689.51
	819,940,102.45	262,948,178.28

f&l"

	50,350,882.23	162,443,890.17
	248,081.28	248,081.28
	278,899,688.07	236,513,312.90
	329,498,651.58	399,205,284.35

f&l"

	121,916.66	819,189.03
	3,802,092.33	6,671,113.83
P	46,426,873.24	154,953,587.31
		107,638,294.67
	46,426,873.24	47,315,292.64
	50,350,882.23	162,443,890.17

fl L"

--	--	--

'(

' +

f%L"

		718,762,000.00
	76,000,000.00	
	76,000,000.00	718,762,000.00

4" 9875%

' ,

f%L"

f&L" □ 11110 □

/

	1,349,000.00	
--	--------------	--

f&L"

f' L"

		120,000.00		120,000.00	
		3,878,600.00	2,649,600.00	1,229,000.00	
		3,998,600.00	2,649,600.00	1,349,000.00	#

763,900.00

1,346,900.00 538,800.00 2,649,600.00

(\$

(%

	16,203,520.76	16,056,349.74	
	55,185,900.00	55,518,445.30	
	71,389,420.76	71,574,795.04	#

(&

	217,876,642.30	18,700,100.00	30,789,233.47	205,787,508.83	

2017 2 0 2017
2 2017
2017 6 9 A 4035
2018 3 26
2017 1
24 24
2018 4 3 2017
2018 5 7
2017
3" 40 # 3" 35 #
13ž339ž200
3" 35 # 44ž686ž320" 00 13ž339ž200" 00
31ž347ž120" 00 139ž853" 17
(
fpa"

1
 1 44 31'207'266" 83
 2

76" 99% 70" 01%

15'659'583" 13

3 fl 39" 37% 27" 85% fl 36'013" 89

4 fl 41" 10% 20" 23% fl 1882" 24

2

1 !
 17'164'100" 00

2 !6'581'094" 57

(+
 (,

	220,448,872.85	
	8,055,774,551.02	4,603,240,789.17

2018

	139,846,408.24	129,726,384.71

)+

	421,386,515.02	606,121,517.64
	-64,284,921.37	-90,035,090.58
	31,165,752.30	28,677,940.36
	2,855,638.06	4,265,922.20
	391,122,984.01	549,030,289.62

).

	11,914,992.38	10,151,460.01
	232,021,837.82	131,110,065.55
	66,760,587.86	
		6,905,566.09
		220,877,332.80
	310,697,418.06	369,044,424.45

)-

			#	
O Q	30,789,233.47	26,097,566.55		30,789,233.47
	3,061,432.00	1,371,911.25		3,061,432.00

	118,764,787.90	94,735,757.01		
				67,495,133.99
	189,045,108.48	160,297,437.38		70,280,320.58

42

*\$

	77,103,207.90	-64,584,956.53
	175,705,213.03	
	111,669.37	17,470,889.56
	26,217,305.12	123,386,300.38
	1,518,000.00	2,194,334.40
	-	-10,326,203.62
	69,350,623.21	
	327,604.29	285,241.80
	350,333,622.92	68,425,605.99

*%

--	--	--

	9,694,578.08		9,694,578.08
	9,694,578.08		9,694,578.08

*'

		646,100.00	
		646,100.00	
	2,570,071.83		2,570,071.83
	131,037.00		131,037.00
	630,462.52	664,968.59	630,462.52
		5,836,868.83	
	3,257,634.29	1,208,102.09	3,257,634.29
	6,589,205.64	8,356,039.51	6,589,205.64

*('

	115,521,593.19	60,501,188.21	115,521,593.19
	115,521,593.19	60,501,188.21	115,521,593.19
	7,788,429.26	399,615.70	7,788,429.26
	501,830.00		501,830.00
	153,511.68		153,511.68
	3,719,343.88	67,941,769.49	3,719,343.88
	797,621.09	657,226.16	797,621.09

	9,410,000.00	
	37,830,868.29	100,780,914.31
	169,711,976.77	280,556,939.21

fi&L"

	726,566,237.33	523,249,433.02
	34,016,390.36	29,784,594.05
		27,680,000.00
	9,262,140.21	1,612,169.76
	769,844,767.90	582,326,196.83

fi L"

	12,304,429,617.17	
	770,400.15	
	12,305,200,017.32	

fi(L"

	12ž399ž580ž000" 00	1ž005ž500ž000" 00
	8ž922ž199" 68	
	328ž238ž549" 58	39ž919ž292" 65
	12ž736ž740ž749" 26	1ž045ž419ž292" 65

fi) L"

	82,265,578.00	
	82,265,578.00	

3		
	1,355,318,741.25	1,027,780,075.44
	1,027,780,075.44	466,324,900.28
	327,538,665.81	561,455,175.16

f&L"

f' L"

f(L"

	1,355,318,741.25	1,027,780,075.44
	340,784.39	159,970.13
	1,354,437,128.36	1,026,537,171.68
	540,828.50	1,082,933.63
	1,355,318,741.25	1,027,780,075.44

*_

+\$

	1,712,019,640.82	
	886,965,505.45	
	18,822,150.00	
	374,843,724.89	
	299,235,520.00	

2018

	8,919,184.17	
--	--------------	--

	35ž042ž066" 38	6" 86320	240ž500ž709" 99
	64ž588ž888" 22	6" 86320	443ž286ž457" 63

f&L"

PT NISCO JINTENG STEEL			
FID			

+(

%

f&l"

			%				
	2018 4	65000000.00	65		2018 4	1361683.53	13045749.59

f&l"

!!	65,000,000.00
!!	
!!	
!!	
!!	
!!	
!!	
	65,000,000.00
	56,050,764.50
#	8,949,235.50

6500

4550

65%

8949235.50

MF

B	2018	4	4	50ž000
C	2018	1	23	1ž000
D	2018	1	23	1ž000
E	2018	1	24	5ž000

F 2018 1 29 800

G 2018 11 22 500

2

	100" 00%		3ž312ž896" 98		! 4ž681" 70
	100" 00%		0" 00		! 1ž528ž256" 55
	100" 00%		10ž489ž536" 17		3ž332" 80

3

*

%
f%L"

				fl E	
				100.00	
				100.00	
				100.00	
				100.00	
				100.00	
				100.00	
				100.00	
				100.00	
				100.00	
				58.09	23.03

>] bHti 7Ud] hU @a] hYX					100.00	
: =8' fk?L' @a] hYX					100.00	
>? 9bj] f cbaYbh' =bj YghaYbhfk?L'					100.00	
: cgi b' >? 9bj] f cbaYbh' =bj YghaYbhfk?L'					100.00	
					100.00	
				75.00	25.00	
					100.00	
	fl	L'			27.85	
	fl	L'			20.03	
					100.00	
					56.36	
				61.28		
					100.00	
					100.00	
					100.00	
					100.00	
					60.00	
				65.00		
					100.00	

1

81" 25%

PT NISCO JINTENG STEEL

98" 48% 1" 52%

100%

2

61.28%

56.36%

100%

58.09% 8.20% 8.20% 6.63% 81.12%

fl £20" 03%

fl £27" 85%

f&L"

2018

12,132,647.975

f%L"

				f%L"	
				49.00	
					50.00
				33.509	8.491

20%
20%

20%
20%

16" 007%
13" 339%

f&L"

f! L"

	#			#	
	1z889z698z992" 08	223,102,561.67	13,144,861.93	140,760,439.54	43,349,480.41
	3z097z273z446" 19	315,506,696.37	2,315,811,196.63	303,517,549.02	2,455,655,215.50
	4z986z972z438" 27	538,609,258.04	2,328,956,058.56	444,277,988.56	2,499,004,695.91
	622z196z608" 35	185,327,190.70	2,632,617,346.88	209,698,998.09	2,632,563,425.51
	1z128z196z323" 40				
	1z750z392z931" 75	185,327,190.70	2,632,617,346.88	209,698,998.09	2,632,563,425.51
	90z532z286" 85				
	3z146z047z219" 67	353,282,067.34	-303,661,288.32	234,578,990.47	-133,558,729.60
	1z321z339z832" 26	176,641,033.68	-148,794,031.28	117,289,495.24	-65,443,777.50
	271z763z616" 01		148z794z031" 27		65,443,777.50
!!	271z763z616" 01		152,880,000.00		152,880,000.00
!!					
!!			-4,085,968.73		-87,436,222.5
	1z593z103z448" 27	176,641,033.68		117,289,495.24	
	511z158z244" 54	651,721,292.04	197,147,869.14	392,634,968.74	90,970,096.21

)

-

~

3	56,814,097.01			56,814,097.01
2"				
1				
2				
	62,754,120.00			62,754,120.00
1				
2	62,754,120.00			62,754,120.00
3				
1"				
2"				
3"				
1"				
2"				
	120,716,709.41		114,134,290.00	234,850,999.41
	21,656,100.00			21,656,100.00
	21,656,100.00			21,656,100.00
	21,656,100.00			21,656,100.00

)

1

	217,364,030.00	218,091,000.00
	-103,229,740.00	-726,970.00
	114,134,290.00	217,364,030.00

2 5%

5%	-726.97
5%	726.97

*

+

,

-

%

				f%	f%
			300,000.00	43.34	43.34

40.60%

2.74%

43.34%

()

60%

		110,577.76	
		4,272,990.76	34,507,785.36
fl	Ł	389,562.49	
		784,045,924.96	647,992,617.49

#

		14,450,675.97	14,349,462.69
		643,717.12	176,429.46
		538,837,547.19	509,345,326.54
		101,548,745.35	84,569,770.29
		108,685.06	836,824.33
		298,348,417.06	160,225,801.31
		13,524,308.65	4,303,220.99
		4,241,648.68	2,567,182.01
		45,346,823.54	23,024,330.19
		139,141,459.71	413,353,606.82
		2,648.42	
		45,754,487.05	23,497,005.85
		86,353.36	629,586.30
		2,346,746.55	
		935,494.25	
		2,002,958.03	
		19,476.76	
fl	Ł	17,178,701.32	
		1,224,518,894.07	1,236,878,546.78

fl&Ł"

#

#

f) L"

100%

322ž070ž878" 12

149ž458ž570" 28

17ž710

13" 87%

*

fi&L"

		10,534,596.18	235,016.05	4,057,541.19	243,452.47
		107,051.76	6,742.79	355,736.61	21,344.20
		2,609,284.99	235,016.05	2,150,681.91	129,040.91
		1,061,527.84	63,691.67		
		1,458,605.00	87,516.30		
		408,242.71	24,494.56		
		1,922,786.00	115,367.16		
		12,629,412.65	757,764.76		
		11,559.60	693.58		
	fi L	2,333,332.77	139,999.97		
		1,126,758.39	112,675.84	1,300,054.03	78,003.24
		4,803,775.00	472,438.76	4,605,306.25	276,318.38
		2,000.00	120.00		
		928,416.48	903,034.88		
			295,369.13		
		261,144,771.51	261,144,771.51	261,144,771.51	261,144,771.51

fi&L"

		35,000,000.00	30,000,000.00
		23,092,147.12	41,114,367.18
		1,000,000.00	134,359,062.37
		39,518,255.01	
		46,430,209.33	5,827,056.76
		36,673,347.90	87,048,549.62
		6,571,754.64	6,571,754.64
		8,884,758.12	

	fl	Ł	166,244.00	
			488,178.19	
			7,134,009.66	35,086,931.51
			2,483,521.11	2,171,814.11
			1,905,501.51	1,905,501.51
			343,460.85	546,608.38
			8,715.01	
			41,252.22	
			380,325.62	
			14,626.34	1,869,232.41
			1,164,779.44	5,054,248.21
			25,700.00	42,519.00
			20,000.00	20,000.00
			31,030,834.37	

+

,

%

		10,264,900.00
		8,780,896.18
		666,733.09
	1	3.35
		48
		12 2
		3.87
		48
	12	

&

	! Black-Scholes

	29,526,655.43
	34,675,100.00

(

1 2018 3 26

2017

1

24

2 2018 5 7

2017

3" 40 #

3" 35 #

)

%

1

PTGunungGahapiSakti

GGS

13,000

40

2,710

8

&

1/4"

5 3

		27,321,652.03	
		5,233,436.89	
		24,750,000.00	
		125,000,000.00	

fl

2017 6 26
2018 7 12
2018 709 ! 2019
1 8 !
18ž000 !
2019 1 8
%
f%
f%
& %/ ê

	19,466,002,449.69	14,520,124,098.03	15,950,926,594.56	13,186,910,232.66
	12,679,516,233.87	10,336,287,369.98	11,248,370,546.94	8,991,520,808.57
	2,213,423,138.72	1,831,461,634.92	1,515,473,965.08	1,309,439,708.48
	1,924,383,663.53	1,561,290,661.90	1,580,110,807.04	

	3,164,457,447.90
	3,164,457,447.90

f) L"

	3,999,303,398.66	
	3,999,303,398.66	

f) L"

			%
1	122,525,690.17	7,351,541.41	6.00
1	122,525,690.17	7,351,541.41	6.00
1	122,525,690.17	7,351,541.41	6.00
1 2	5,339,947.04	533,994.70	10.00
2 3	247,392.27	74,217.68	30.00
3			
3 4	6,949,103.31	3,474,551.66	50.00
4 5			
5			
	135,062,132.79	11,434,305.45	8.47

f1&L"

278,332.66

0

f1 L"

f1(L"

91.46%

2,732,554,080.55

4,292,041.52

f1) L"

f1*L"

&

f1&L"

	1,307,206,199.55	796,034,743.30
	53,234,731.30	49,763,565.40
	1,360,440,930.85	845,798,308.70

fl&L"

fl' L"

fl(L"

fl	L'		
		1,307,206,199.55	766,034,743.30
			30,000,000.00

10%

--	--	--

			%
1	6,045,399.79	362,723.99	6.00
1	6,045,399.79	362,723.99	6.00
1	6,045,399.79	362,723.99	6.00
1 2	6,717,217.07	671,721.71	10.00
2 3	289,432.83	86,829.85	30.00
3			
3 4	1,618,150.18	809,075.09	50.00
4 5			
5	3,045,887.46	3,045,887.46	100.00
	17,716,087.33	4,976,238.10	28.09

f(L)

	40,494,882.07	28,469,050.85
	14,064,300.77	25,146,210.96
	3,651,786.56	1,793,905.40
	58,210,969.40	55,409,167.21

f(L)

-669,363.71

0

f(L)

f(L)

				f(L)	
1		20,000,000.00	1-2	34.36	

2

	'2*, &2' *'''' &								'2% S2S%' (-	
										%&2& %&S, % *
	+2.S& 2&S&2' S								+2)'' 2(-''('	
		%&2&+%'S' &2) +S'' %)							%&2&+%'S' &2) +S'' %)	
		*S2.SSS2.SSS' SS							*S2. &2(S' 2S	
	%S2+%'S2) *'' , &	%&2' ''%&S' &2) +S'' %)						%&2' (&2) &+2(- &2' &+	%&2' 2&2' %&S, % *	
	%S2+%'S2) *'' , &	%&2' ''%&S' &2) +S'' %)						%&2' (&2) &+2(- &2' &+	%&2' 2&2' %&S, % *	

(
 fpa."

	37,995,706,438.94	32,989,796,672.44	32,259,097,688.81	28,262,826,118.39
	7,286,405,032.18	7,279,698,415.22	503,588,836.73	478,416,941.46
	45,282,111,471.12	40,269,495,087.66	32,762,686,525.54	28,741,243,059.85

)

	541,171,456.25	266,034,743.30
	784,356.30	-86,868,719.84
	-1,511,859.05	10,729,111.26
		17,173,019.44
	9,061,733.82	85,092,781.74
	1,518,000.00	910,800.00
	64,661,430.96	
	615,685,118.28	293,071,735.90

*

%

	69,878,197.92
--	---------------

	69,350,623.21	
	-55,857,950.69	
	-12,677,504.75	
	-33,292,996.96	
	-52,406,777.56	
	61,019,381.91	

1

1

&

	%		
	29.81	0.9078	0.9078
	29.36	0.8940	0.8939

	1
	2
	3

2019 3 22